



# Deerwood Academy GO Team Business Meeting #2

October 22, 2024



# CALL TO ORDER

- Our first order of business is to call roll.
- Secretary, Ms. Charlotte Scott, will now take the roll.

# Roll Call

Is there a quorum present?

## GO Team Members

Name	Officer or Representative Position	Role	Email Address
Joy Antone		Principal	joy.antone@atlanta.k12.ga.us
Kala Gunn		Parent/Guardian	kalagunn311@gmail.com
Wanda Neal		Parent/Guardian	wanda.f.neal@gmail.com
Rashanna Osgood		Parent/Guardian	rashanna.osgood@gmail.com
James Myles		Instructional Staff	james.myles@atlanta.k12.ga.us
Charlotte Scott		Instructional Staff	charlotte.scott@atlanta.k12.ga.us
Jeremiah Blount		Instructional Staff	jeremiah.blount@atlanta.k12.ga.us
Jonathan Gayles		Community Member	drjgayles@gmail.com
Demetrius Rowe		Community Member	demetriusr123@gmail.com
Norman Whaley		Swing Seat	nwhaley@atlanta.k12.ga.us



# Approval of the Agenda

May I have a motion to Approve the Agenda? A second?

Are there any amendments to the agenda?



## Meeting Agenda

Deerwood Academy

Date: **October 22, 2024**

Time: **6:00 PM**

Location: <https://www.youtube.com/@deerwoodyoutube8585>

- I. Call to Order
- II. Roll Call; Establish Quorum
- III. Action Items
  - a. Approval of Agenda
  - b. Approval of Previous Minutes
- IV. Discussion Items
  - a. Georgia Milestones Math Data
  - b. Continuous Improvement Plan Presentation
    - i. Continuous Improvement Plan and Strategic Plan Alignment
    - ii. Strategic Plan Update
- V. Information Items
  - a. Principal's Report
    - i. Security Grant Update
  - b. Additional Information Item
    - i. United Nations/Student Ambassador Elections
    - ii. PTA – Officers Needed
    - iii. Thanksgiving Luncheon
    - iv. Jr. Beta Induction
    - v. Vision Screening
    - vi. Principal's Coffee
- VI. Announcements
- VII. Public Comment
- VIII.
- IX. Adjournment







# Approval of the Previous Minutes

May I have a motion to Approve the previous minutes? A second?

Are there any amendments to the previous minutes?

(This has been emailed to you.)



## Meeting Minutes

Deerwood Academy

Date: **September 24, 2024**

Time: 6:00 P.M.

Recording: [GO Team Recording Link](#)

I. Call to order: 6:11 P.M.

II. Roll Call

Role	Name (or Vacant)	Present or Absent
Principal	Joy Antone	Present
Parent/Guardian	Kayla Gunn	Absent
Parent/Guardian	Wanda Neal	Present
Parent/Guardian	Rashanna Osgood	Present
Instructional Staff	James Myles	Present
Instructional Staff	Charlotte Scott	Present
Instructional Staff	Jeremiah Blount	Present
Community Member	Jonathan Gayles	Present
Community Member	Demetrus Rowe	Absent
Swing Seat	Norman Whaley	Absent

Quorum Established: [Yes]

III. Action Items

A. **Approval of Agenda:** Motion made by: **Jonathan Gayles**; Seconded by: **Charlotte Scott**

Members Approving: 7

Members Opposing: 0

Members Abstaining: 0

Motion **Passes**

B. **Approval of Previous Minutes:** Motion made by: **Jonathan Gayles**; Seconded by: **James Myles**

Members Approving: 7

Members Opposing: 0

Members Abstaining: 0

Motion **Passes**

IV. Discussion Items

A. School Strategic Plan

- 5 year Plan



# Where We Are

Our strategic plan is the guide for the work we're doing in the school. By monitoring the plan and ranking priorities, we can all work towards the common goals. Using the priorities in the strategic plan, the school leadership team developed a Continuous Improvement Plan (CIP) for the current school year.



# Timeline for GO Teams

You are **HERE**



1

Fall 2021

GO Team Developed  
2021-2025 Strategic Plan

2

Summer 2024

School Leadership  
completed Needs  
Assessment and defined  
overarching needs for  
SY22-23

3

August 2024

School Leadership  
completed 2024-2025  
Continuous Improvement  
Plan

4


Sept. – Dec. 2024

Utilizing current data, the  
GO Team will review &  
possibly update the  
school strategic priorities  
and plan

5

Before Winter Break

GO Team will take action  
(vote) on the rank of the  
strategic plan priorities  
for SY24-25 in  
preparation for budget  
discussions.



# Discussion Items

Current Strategic Plan

Georgia Milestones Math Data  
*(if not previously discussed)*

Continuous Improvement Plan  
Needs Assessment  
SMART GOALS  
Action Plan

Strategic Plan Alignment & Update

School Uniform  
*(if not previously discussed)*





# Current Strategic Plan

2021-2025

**Mission:** All stakeholders collaborate to develop tolerant internationally minded problem solvers.

## Deerwood Academy

**Vision:** All stakeholders work together collaboratively to provide authentic learning experiences that nurture and empower college and career ready global thinkers and problem solvers.

### SMART Goals

The percentage of students in grades 3-5 scoring proficient or above on the Georgia Milestones Literacy assessment will increase from 25% to 29% in May 2025.

The percentage of students in grades 3-5 scoring proficient or above on Georgia Milestones Mathematics will increase from 20% to 23% in May 2025.

We will increase the percentage of students in grades K-3 in the area of Oral Reading Fluency by 3% from 15% - 18% by May 2025.

By May 2025, the Out of School Suspension Rate will decrease from .24% to .21% as measured by the Behavior Dashboard.  
By May 2025, the CCRPI Attendance Rate will increase from 66% to 69% as measured by the CCRPI Attendance in APS Graphs.

### APS Strategic Priorities & Initiatives

#### Fostering Academic Excellence for All

Data  
Curriculum & Instruction

#### Building a Culture of Student Support

Whole Child & Intervention

#### Equipping & Empowering Leaders & Staff

Strategic Staff Support

#### Creating a System of School Support

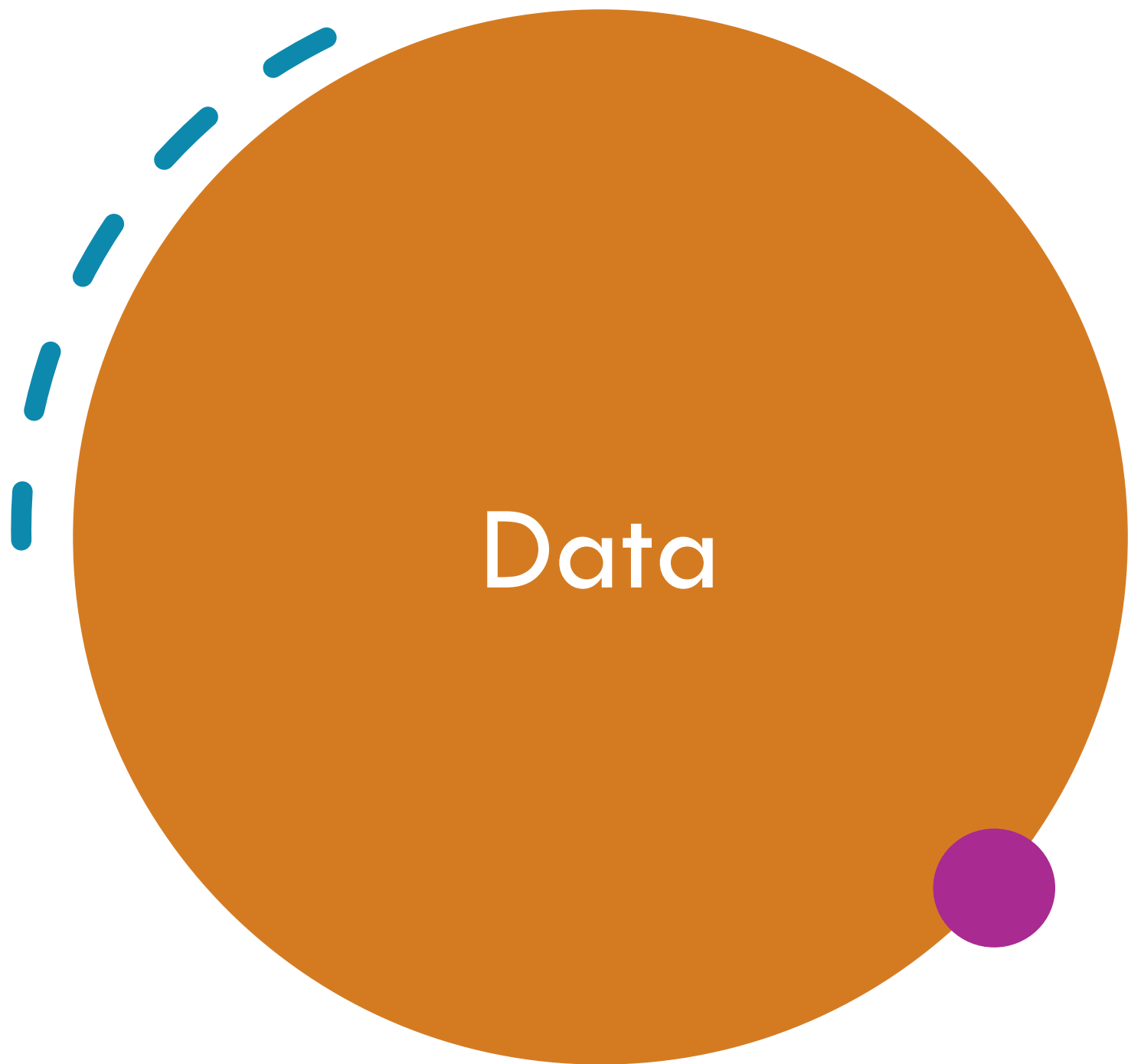
Collective Action, Engagement

### School Strategic Priorities

1. Strengthen the cultivation of critical foundational math, reading and critical thinking skill instruction for continual & long-term academic growth.
2. Strengthen PK-5 transdisciplinary teaching & learning through inquiry.
3. Increase use of individual data to promote student participation in various personalized learning models and choice.
4. Provide consistent access to social, emotional, and behavioral growth opportunities.
5. Build in systems and resources to support academic excellence for all scholars.
6. Increase leader and staff efficacy in strengthening the whole-school program.
7. Provide various engagement and collaboration opportunities for family awareness for instructional resources.

### School Strategies

- \*Enhance student reflection and ownership by setting and discussing individual student goals in Literacy and Numeracy.
- \*Align Instructional framework with research based Literacy and Numeracy Instructional Strategies.
- \*Utilize MAP and IXL data to regularly remediate , extend and accelerate student learning.
- \*Provide professional learning to develop and implement the ENHANCED IB PYP framework of instruction.
- \*Provide professional learning to implement the Core 4 Elements of Personalized Learning.
- \*Establish a Student Support Wrap-Around Team to provide all scholars with various opportunities for SEL growth and whole child development.
- \*Ensure all students have access to academic enrichment & intervention instruction and software.
- \*Expand professional learning and growth opportunities to include the development of effective 21st century classroom instruction.
- \*Continue teacher school improvement leadership teams to ensure all faculty have an opportunity to provide input in resource allocation.
- \*Extend professional learning opportunities to specific teacher needs for growth and development in chosen areas.
- \*Provide engagement opportunities for community awareness and knowledge of support in IB PYP, Literacy, Numeracy, Social and Emotional Learning and other systems of support.
- \*Maintain a culture of PBIS and Social Emotional Learning (SEL).
- \*Continue to build various Parental Engagement Opportunities beyond monthly Parent Academy and weekly Parent Connect session.



# GA Milestones Math 2024

## Milestone Comparison

Click School Name or Year to show results by Grade-Level.

District	2023	40%	31%	18%	11%
	2024	35%	33%	19%	12%
Deerwood	2023	45%	36%	13%	6%
	2024	42%	38%	12%	8%



# GA Milestones DATA MATH - 2024

Milestone Grade and Subject Comparison for **Deerwood**




# GMAS Achievement Data Spring 2024 - All

## Achievement Level Breakdown: Deerwood

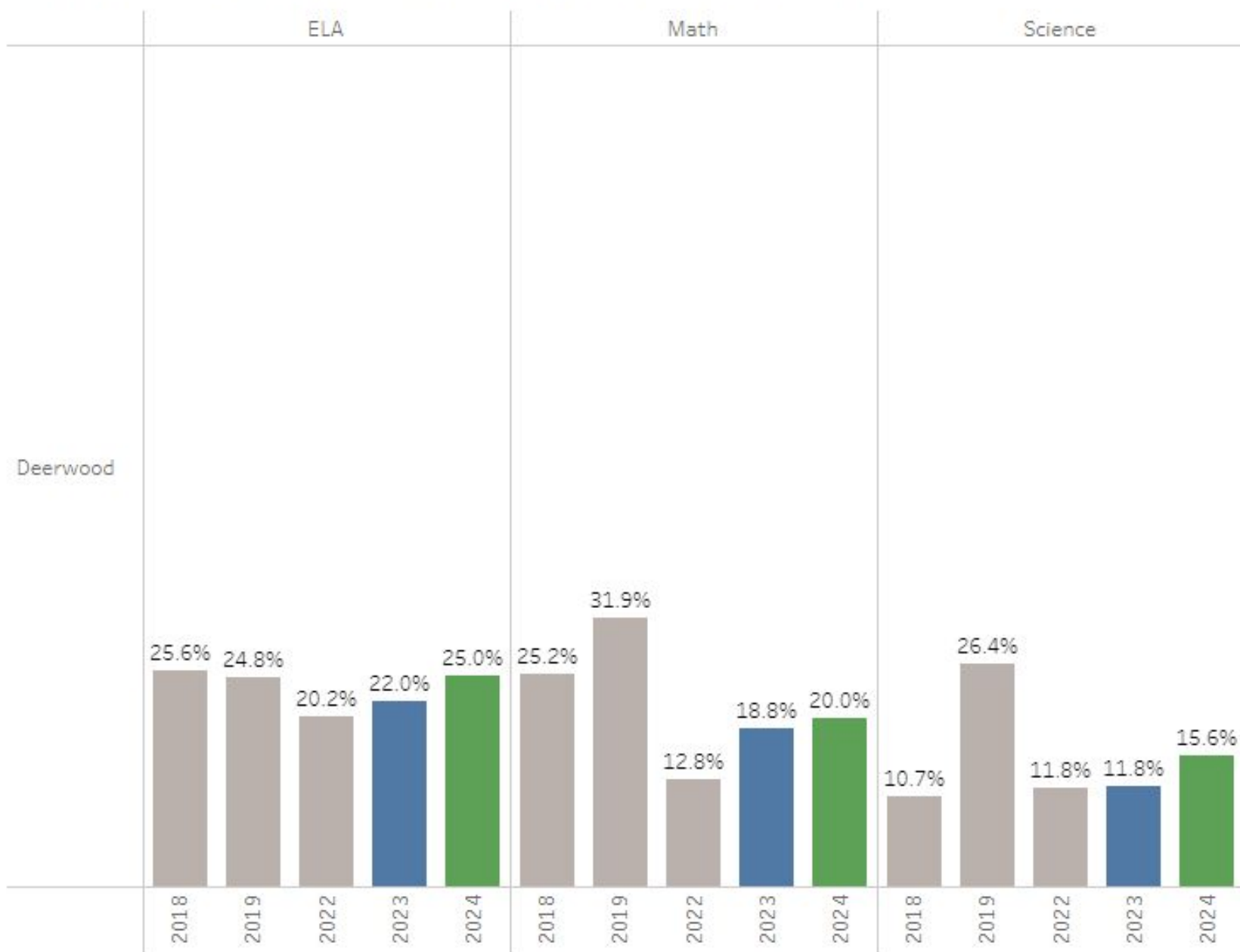
school	Test Subject	Grade	year	Comparison..	Tested				
Deerwood	ELA	All	2023	All	224	52%			
			2024	All	224	42%			
	Sci	All	2023	All	76	61%			
			2024	All	64	59%			

## Milestone Grade and Subject Comparison for Deerwood


Deerwood	ELA	3	2023	All				
			2024	All				
		4	2023	All				
			2024	All				
		5	2023	All				
			2024	All				

	Sci	5	2023	All				
			2024	All				

## Year over Year Milestones Comparison for Deerwood







# MAP Data 2023-25

Exam 

Reading 

# MAP Growth Achievement Level Predictions by School

Georgia Milestones Achievement Level Predictions are only made for Grades 2-8

(\*Reading tests taken in Spanish are not given a GAMAS Achievement Level)


\*click in a school or district row to see grade level performance if there are above 10 students per grade\*

Data updates  
nightly  
during test  
window.



School	Window	Exams				
DISTRICT	Fall 2023-2024	17,969	37%	28%	23%	12%
	Spring 2023-2024	18,326	39%	26%	23%	12%
	Fall 2024-2025	18,006	35%	29%	25%	12%

School	Window	Exams				
Deerwood	Fall 2023-2024	274	44%	31%	18%	7%
	Spring 2023-2024	302	44%	29%	20%	7%
	Fall 2024-2025	292	39%	30%	25%	5%

Exam 

Reading 

MAP Growth Achievement Level Predictions by School

School	Grade	Window	Exams				
Deerwood	02	Fall 2023-2024	70	51%30%17%			
		Spring 2023-2024	76	49%29%18%			
		Fall 2024-2025	73	34%33%29%			
	03	Fall 2023-2024	71	46%30%17%7%			
		Spring 2023-2024	79	61%13%24%			
		Fall 2024-2025	75	45%39%13%			
	04	Fall 2023-2024	72	40%31%19%10%			
		Spring 2023-2024	81	27%41%20%12%			
		Fall 2024-2025	73	49%25%21%5%			
	05	Fall 2023-2024	61	36%36%20%8%			
		Spring 2023-2024	66	39%35%18%8%			
		Fall 2024-2025	71	28%25%38%8%			

Exam

Math

## MAP Growth Achievement Level Predictions by School

Georgia Milestones Achievement Level Predictions are only made for Grades 2-8

(\*Reading tests taken in Spanish are not given a GAMAS Achievement Level)

\*click in a school or district row to see grade level performance if there are above 10 students per grade\*

Data updates  
nightly  
during test  
window.



School	Window	Exams				
DISTRICT	Fall 2023-2024	17,910	35%	37%	20%	9%
	Spring 2023-2024	18,238	39%	33%	18%	10%
	Fall 2024-2025	18,007	33%	37%	21%	9%

School	Window	Exams				
Deerwood	Fall 2023-2024	274	36%	45%	14%	4%
	Spring 2023-2024	302	45%	39%	12%	4%
	Fall 2024-2025	292	33%	45%	18%	4%



Exam 

Math 

## MAP Growth Achievement Level Predictions by School

School	Grade	Window	Exams				
Deerwood	02	Fall 2023-2024	70	30%	53%	14%	
		Spring 2023-2024	76	30%	51%	13%	5%
		Fall 2024-2025	73	26%	48%	25%	
	03	Fall 2023-2024	71	37%	48%	13%	
		Spring 2023-2024	79	49%	33%	15%	
		Fall 2024-2025	75	33%	41%	19%	7%
	04	Fall 2023-2024	72	36%	40%	17%	7%
		Spring 2023-2024	81	40%	44%	11%	5%
		Fall 2024-2025	73	33%	51%	15%	
	05	Fall 2023-2024	61	44%	39%	13%	
		Spring 2023-2024	66	64%	26%	8%	
		Fall 2024-2025	71	39%	38%	15%	7%

## Growth Target Category\* Percentage (Math)

School	Growth Timeframe	Exams	
DISTRICT	Fall to Spring (same school year)	27,141	<div> <div>50%</div> <div>6%</div> <div>44%</div> </div>

Deerwood	Fall to Spring (same school year)	369	<div> <div>51%</div> <div>6%</div> <div>43%</div> </div>
----------	-----------------------------------	-----	--

Deerwood	Fall to Spring (same school year)	KK	58	<div> <div>17%</div> <div>7%</div> <div>76%</div> </div>
		01	56	<div> <div>66%</div> <div>5%</div> <div>29%</div> </div>
		02	65	<div> <div>40%</div> <div>9%</div> <div>51%</div> </div>
		03	69	<div> <div>58%</div> <div>12%</div> <div>30%</div> </div>
		04	70	<div> <div>61%</div> <div></div> <div>37%</div> </div>
		05	51	<div> <div>67%</div> <div></div> <div>33%</div> </div>

## Growth Target Category\* Percentage (Reading)

School	Growth Timeframe	Exams			
DISTRICT	Fall to Spring (same school year)	27,047	51%	5%	43%

School	Growth Timeframe	Exams			
Deerwood	Fall to Spring (same school year)	371	43%	7%	50%

Deerwood	Fall to Spring (same school year)	KK	58	22%	5%	72%
		01	58	50%	5%	45%
		02	65	46%	9%	45%
		03	69	61%		35%
		04	70	37%		59%
		05	51	41%	16%	43%

# MAP Growth Subgroup Comparison (Proficient and Above): Deerwood

Achievement level comparisons exists for Grades 2-8 ONLY. Use Avg Test Percentile for other grades.

The horizontal lines represent the district average in each category.

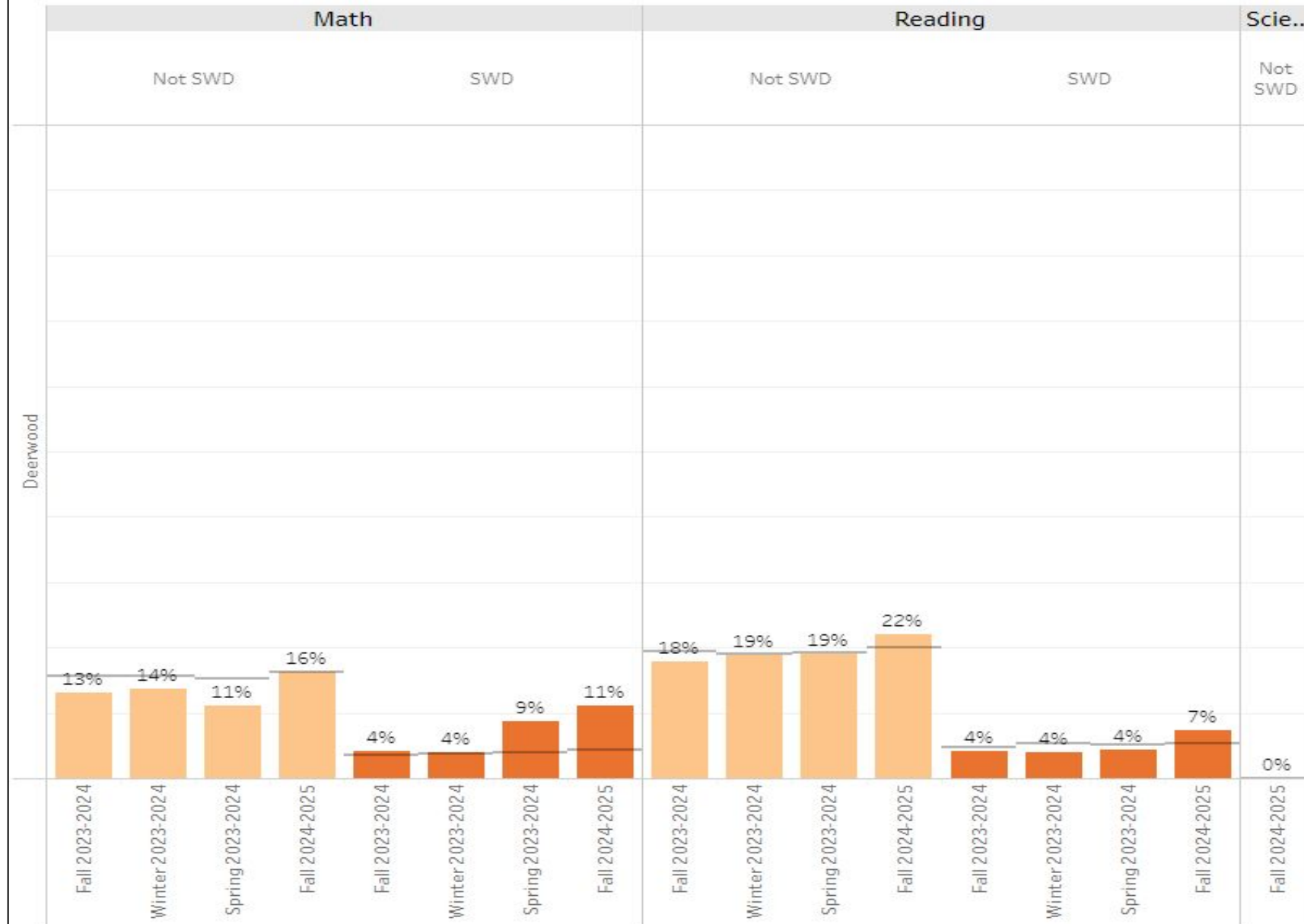




# MAP Growth Subgroup Comparison (Proficient and Above): Deerwood


Achievement level comparisons exists for Grades 2-8 ONLY. Use Avg Test Percentile for other grades.

The horizontal lines represent the district average in each category.



# Strategic Plan Goal Update

We will increase the percentage of students in grades K-3 in the area of Oral Reading Fluency by 3% from 15% - 18% by May 2025.



19% of our scholars are recommended for Oral Reading Fluency in fall of 2024.

# GO Team Discussion: Data Protocol

- What do you notice?
- What are your wonderings?
- Based on our school's trend data from MAP assessments and end-of-year test assessments, which student sub-groups and grade levels showed the most significant gaps or unexpected trends?
- Based on our school's trend data from MAP assessments, Milestones and other indicators, are there specific trends that require more focused attention?
- What additional questions do you have?



# Continuous Improvement Plan

## Our Overarching Needs: Elementary & Middle Schools

Literacy	Numeracy	Whole Child & Intervention
Address the lack of foundational skills with students in grades K-5.	Incorporate more internalization of lessons during extended planning and build teachers' understanding or knowledge of how to teach math skills in K-5.	Ensuring the implementation of Tier 1 and 2 behavior modification and student support strategies are in place in every classroom. Attendance Team work with staff to ensure we address student attendance below 90%. (ADA)

Literacy SMART Goal						
The percentage of students in grades 3-5 scoring proficient or above on the GA Milestones Literacy Assessment will increase from 25% to 29%. The percentage of students in grades K-5 that meet their fall-to-spring growth goal on MAP Reading will increase from 57% to 60% in May 2025.						
Action Steps	Person/Position Responsible	Timeline of Implementation	Method for Monitoring Implementation	Method for Monitoring Effectiveness	APS 5	Programs Consolidated in School
Provide professional learning to teachers to integrate Social Studies and Science into reading instruction.	Literacy Coach, IB Instructional Coach, and District support	August 2024 - May 2025	Professional Learning Calendar, lesson plans, classroom observations	Lesson plans, peer observations and feedback, observations and feedback conducted by admin and instructional coaches & follow up sessions	N/A	Title I, A <input checked="" type="checkbox"/>
						Parent & Family Engagement <input checked="" type="checkbox"/>
						SIG, A <input type="checkbox"/>
						Title IV, B <input type="checkbox"/>
						Title IV, A
						Safe & Healthy <input type="checkbox"/>
						Well - Rounded <input type="checkbox"/>
Provide ongoing Science of Reading training and weekly monitoring of effective implementation of strategies.	Literacy Coach, Readers are Leaders Coach, and District Support	August 2024 - May 2025	Classroom observations using Science of Reading Checklist/Feedback	MAP Fluency Data	N/A	Effective Use of Technology <input checked="" type="checkbox"/>
						Title I, A <input checked="" type="checkbox"/>
						Parent & Family Engagement <input checked="" type="checkbox"/>
						SIG, A <input type="checkbox"/>
						Title IV, B <input type="checkbox"/>
						Title IV, A
						Safe & Healthy <input type="checkbox"/>
						Well - Rounded <input type="checkbox"/>
						Effective Use of Technology <input checked="" type="checkbox"/>
						Title I, A <input type="checkbox"/>
						Parent & Family Engagement <input type="checkbox"/>
						SIG, A <input type="checkbox"/>
						Title IV, B <input type="checkbox"/>
						Title IV, A
Implement ongoing Fly Leaf assessments to address targeted foundational/phonics skills for all students on MAP Reading Fluency for core classroom interventions.	Teachers, Literacy Coach, Reading Specialist, District Support	August 2024 - May 2025	All teachers will attend training and data talks to analyze data to inform instruction and interventions. Fly Leaf Assessment Data Observations	40% of KK 3rd grade students will meet or exceed MAP Reading Fluency Assessment expectations. Fly Leaf Decodables Observations	N/A	Safe & Healthy <input type="checkbox"/>
						Well - Rounded <input type="checkbox"/>
						Effective Use of Technology <input type="checkbox"/>
						Title I, A <input checked="" type="checkbox"/>
						Parent & Family Engagement <input checked="" type="checkbox"/>
						SIG, A <input type="checkbox"/>
						Title IV, B <input type="checkbox"/>
Incorporate writing into weekly planning sessions, provide professional learning on informational, opinion, narrative writing and effective teaching strategies on each writing domain.	Literacy Coach and Reading Specialist	July 2024 - May 2025	100% of teachers in grades 2-5 will attend Writing training and ELA planning meetings/lesson plans Classroom Observation Data Writing Samples	15% of students in grades 3-5 will score 4 or higher on the WriteScore end-of-year assessment. Observation Data	N/A	Title IV, A
						Safe & Healthy <input type="checkbox"/>
						Well - Rounded <input type="checkbox"/>
						Effective Use of Technology <input checked="" type="checkbox"/>
						Title I, A <input checked="" type="checkbox"/>
						Parent & Family Engagement <input checked="" type="checkbox"/>
						SIG, A <input type="checkbox"/>
						Title IV, B <input type="checkbox"/>
						Title IV, A
						Safe & Healthy <input type="checkbox"/>
						Well - Rounded <input type="checkbox"/>
						Effective Use of Technology <input checked="" type="checkbox"/>
						Title I, A <input checked="" type="checkbox"/>
						Parent & Family Engagement <input checked="" type="checkbox"/>



Numeracy SMART Goal							
The percentage of students in grades 3-5 scoring proficient or above on the GA Milestones Math Assessment will increase from 18.8% to 21.8%.							
The percentage of students in grades K-5 that met their fall-to-spring growth goal on Math MAP will increase from 41% to 44% in May 2024							
Action Steps	Person/Position Responsible	Timeline of Implementation	Method for Monitoring Implementation	Method for Monitoring Effectiveness	APS 5	Programs Consolidated in School	
Differentiate small group instruction to balance the delivery of interventions, grade level standards, and the learning continuum for accelerated MAP skills.	K-5 Teachers & Math Instructional Coach	August 2024 - May 2025	100% of teachers in grades K-5 will attend weekly collaborative planning sessions. Observation Data	52% of K-5th-grade students will meet or exceed MAP math growth target expectations. Observation Data	N/A	Title I, A	<input checked="" type="checkbox"/>
						Parent & Family Engagement	<input checked="" type="checkbox"/>
						SIG, A	<input type="checkbox"/>
						Title IV, B	<input type="checkbox"/>
						Title IV, A	
						Safe & Healthy	<input type="checkbox"/>
						Well - Rounded	<input type="checkbox"/>
Administer math pre-, mid, and post-assessments using Go Formative and conduct bi-weekly data talks to (1) improve teacher practice and (2) reteach	K-5 Teachers & Math Instructional Coach	August 2024 - May 2025	100% of teachers will attend bi-weekly data meetings. Pre, Mid, and Post-Assessment Data	60% of K-5th grade students will score 70% or higher on the math unit post-assessments. Pre, Mid, Post-Assessment Data	N/A	Effective Use of Technology	<input checked="" type="checkbox"/>
						Title I, A	<input checked="" type="checkbox"/>
						Parent & Family Engagement	<input checked="" type="checkbox"/>
						SIG, A	<input type="checkbox"/>
						Title IV, B	<input type="checkbox"/>
						Title IV, A	
						Safe & Healthy	<input type="checkbox"/>
Internalize GADOE Learning plans to ensure effective implementation.	K-5 Teachers & Math Instructional Coach	August 2024 - May 2025	100% of teachers in grades KK-5 will attend weekly collaborative planning sessions. Observation Data	60% of K-5th grade students will score 70% or higher on the math unit post-assessments. Pre, Mid, Post-Assessment Data	N/A	Well - Rounded	<input type="checkbox"/>
						Effective Use of Technology	<input checked="" type="checkbox"/>
						Title I, A	<input checked="" type="checkbox"/>
						Parent & Family Engagement	<input checked="" type="checkbox"/>
						SIG, A	<input type="checkbox"/>
						Title IV, B	<input type="checkbox"/>
						Title IV, A	
						Safe & Healthy	<input type="checkbox"/>
						Well - Rounded	<input type="checkbox"/>
						Effective Use of Technology	<input checked="" type="checkbox"/>

### Subgroup Action Steps for Literacy (required)

Action Steps	Person/Position Responsible	Timeline of Implementation	Method for Monitoring Implementation	Method for Monitoring Effectiveness	APS 5	Programs Consolidated in School	
School-Wide Professional learning on various co-teaching models and how to implement them accurately. (SWD, ESOL, Hispanic)	SELT/Admin/Co-teachers	August 2024 - March 2025	100% of DSE, GATE, and general education teachers will attend training on co-teaching models. Weekly Observations	Each identified subgroup will show a 3% increase for students meeting or exceeding their fall-to-spring MAP Reading growth goals. Weekly Observations	N/A	Title I, A	<input checked="" type="checkbox"/>
						Parent & Family Engagement	<input checked="" type="checkbox"/>
						SIG, A	<input type="checkbox"/>
						Title IV, B	<input type="checkbox"/>
						Title IV, A	
						Safe & Healthy	<input type="checkbox"/>
						Well - Rounded	<input type="checkbox"/>
Implement co-teaching instructional design (small group, personalized learning, specially designed instruction, and data usage to meet the needs of subgroups (SWD, ESOL, Hispanic)	Gifted Teachers/Special Education Lead Teacher/Admin/ELA Instructional Coaches/Co-teachers	August 2024 - May 2025	100% of GATE, DSE, and general education teachers will attend weekly data meetings and use data to inform instruction. Data Predictor Sheets	Each identified subgroup will show a 3% increase for students meeting or exceeding their fall-to-spring MAP Reading growth goals. Data Predictor Sheets	N/A	Effective Use of Technology	<input checked="" type="checkbox"/>
						Title I, A	<input checked="" type="checkbox"/>
						Parent & Family Engagement	<input checked="" type="checkbox"/>
						SIG, A	<input type="checkbox"/>
						Title IV, B	<input type="checkbox"/>
						Title IV, A	
						Safe & Healthy	<input type="checkbox"/>
						Well - Rounded	<input type="checkbox"/>
						Effective Use of Technology	<input checked="" type="checkbox"/>

### Subgroup Action Steps for Numeracy (required)

Action Steps	Person/Position Responsible	Timeline of Implementation	Method for Monitoring Implementation	Method for Monitoring Effectiveness	APS 5	Programs Consolidated in School	
Implement specially designed instructional strategies tailored to students with disabilities (SWD) to offer comprehensive support.	DSE Teachers, gen ed co-teachers, SELT, & Math Instructional Coach	August 2024-May 2025	100% of teachers in grades KK-5 will attend weekly collaborative planning sessions. Observation Data	60% of SWD students will score 50% or higher on the math unit post-assessments. Pre, Mid, Post-Assessment Data	N/A	Title I, A	<input checked="" type="checkbox"/>
						Parent & Family Engagement	<input checked="" type="checkbox"/>
						SIG, A	<input type="checkbox"/>
						Title IV, B	<input type="checkbox"/>
						Title IV, A	
						Safe & Healthy	<input type="checkbox"/>
						Well - Rounded	<input type="checkbox"/>
Implement co-teaching instructional design (small group, personalized learning, specially designed instruction, and data usage to meet the needs of subgroups (SWD)	DSE Teachers, gen ed co-teachers, SELT, & Math Instructional Coach	August 2024-May 2025	100% of DSE and general education teachers will attend bi-weekly data meetings. Pre, Mid, and Post-Assessment Data Observation Data	60% of SWD students will score 50% or higher on the math unit post-assessments. Pre, Mid, Post-Assessment Data	N/A	Effective Use of Technology	<input checked="" type="checkbox"/>
						Title I, A	<input checked="" type="checkbox"/>
						Parent & Family Engagement	<input checked="" type="checkbox"/>
						SIG, A	<input type="checkbox"/>
						Title IV, B	<input type="checkbox"/>
						Title IV, A	
						Safe & Healthy	<input type="checkbox"/>
						Well - Rounded	<input type="checkbox"/>
						Effective Use of Technology	<input checked="" type="checkbox"/>

**GO TEAM DISCUSSION:** Review the priorities and goals in your strategic plan and the information and goals CIP. Reflect on if updates need to be made to the Strategic Plan.

# GO Team Activity & Discussion

Are all CIP Goals reflected in our Strategic Plan Priorities?

If not, which CIP Goal(s) are missing and should be added to the Strategic Plan?

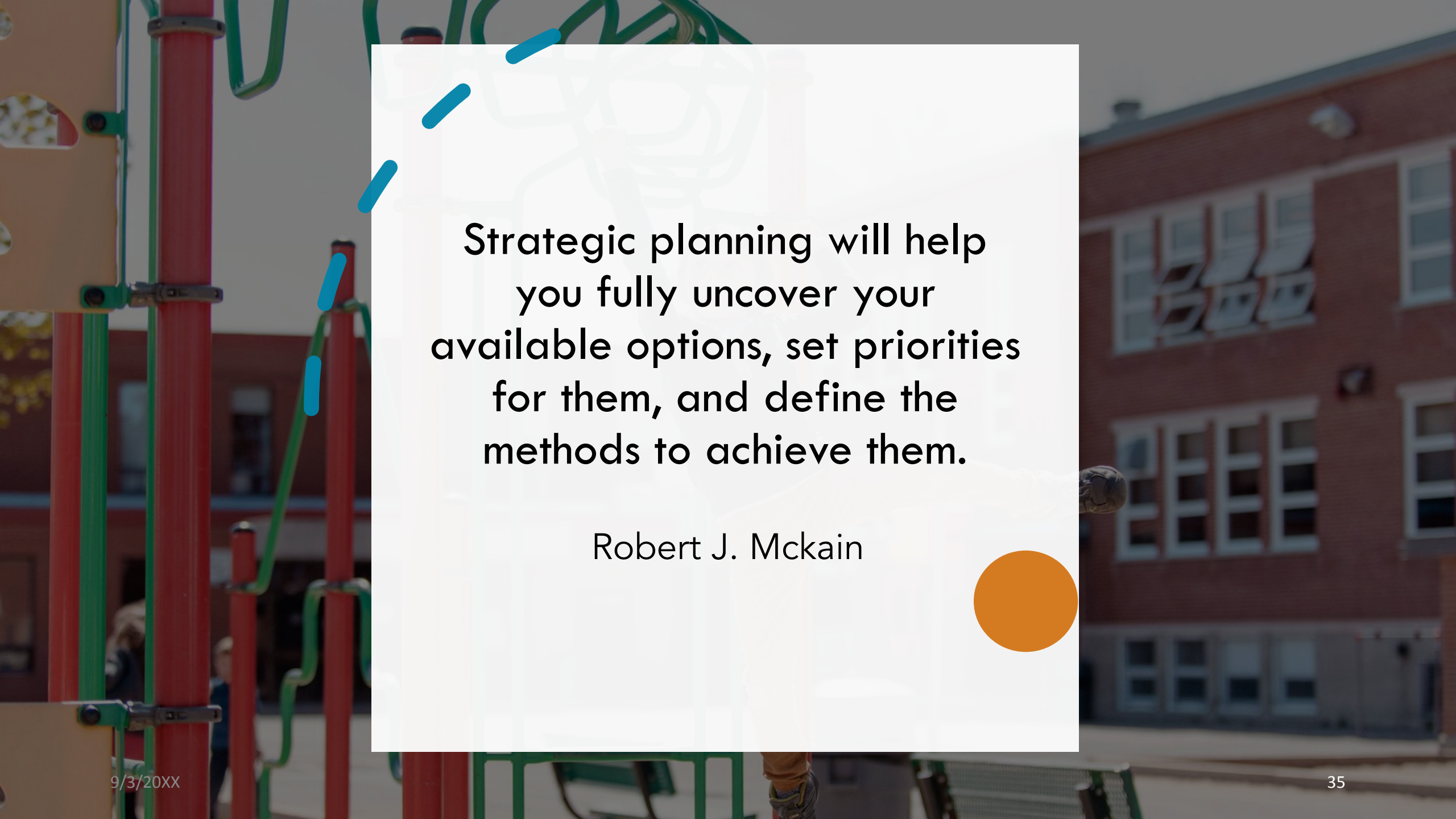
Three empty blue rectangular boxes stacked vertically, connected by a horizontal line from the yellow box to the left, intended for notes or answers.

# Updates to the Strategic Plan

1. *Address the gap between SWD and Non-SWD student data.*
2. *Update the goal for oral reading fluency. (Suggestion for 19% - 22%)*
- 3.







Strategic planning will help  
you fully uncover your  
available options, set priorities  
for them, and define the  
methods to achieve them.


Robert J. Mckain

# Where we're going

At our next meeting(s) we will discuss how our data is aligning to our strategic plan and determine if we need to make any adjustments.

Before the end of Fall Semester, we will take Action (vote) on any updates to our strategic plan and the ranking our strategic priorities for the 2024-2025 school year.

Let me or the Chair know of any additional information you need for our future discussion.







# Principal's Report

- Purchase of 30 radios for effective communication.
- Flair 48 Zone Annunciators (Highly Recommended) - Flair annunciators have been used in courtrooms, correctional facilities, nursing homes, and schools. Annunciators have a simple display panel so personnel can quickly respond to alarms. It involves a camera system at each external door of the building.

# Security Grant Update

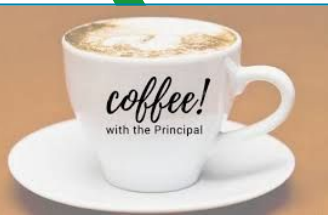


# Principal's Report

- United Nations/Student Ambassador Campaign & Elections
- PTA - Officer Needed (Treasurer)
- Jr. Beta Induction - 10/23
- All Pro Dads - 10/24
- Vision Screening - 10/30
- Principal's Coffee (Featuring Bunche MS Principal) - 10/28
- Thanksgiving Luncheon - 11/14 (Payment Deadline 10/31)
- Character Day/Gym Jam - 10/31(Candy Donations are welcomed!)



ALL  
PRO  
DAD





No Announcements  
No Public Comments



Adjournment



Thank you